



SERVICE COLUMNS
N° E22-CS

CE Made in Italy



HELP THE NATURE

Packaging contains, depending on the articles, one or more of the following materials; they must be recycled in accordance with current regulations in the country of use.

cardboard • polyethylene sack • polystyrene • paper • wood • nails
• plastic strap • cellophane • clips • gummed paper



ECODORA S.r.l. offers a wide range of equipment for fluid dynamics, designed to meet all customer's needs.

Quality, reliability and design that distinguish ECODORA brand are internationally recognized.

A technical service before and after sales suggests the most suitable product according to the customer's needs and provides support even to the end users.

ECODORA S.r.l. looks for a long lasting cooperation with the customers, paying attention to their expectations and offering highest quality products.



www.ecodora.com
info@ecodora.com


CE Made in Italy

INDEX

SERVICE COLUMNS

Page 8

Frontal service columns



Page 14

**Frontal service columns
with collection tank**



Page 17

**Bilateral
service columns**



Page 20

**Bilateral service columns
with collection tank**



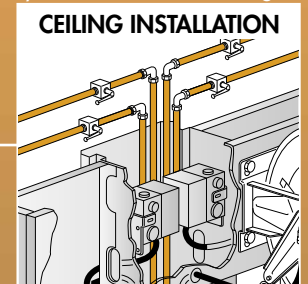
Service columns are the ideal tool to use in working environments with no or little free spaces on the wall or no-supporting vertical surfaces. The wide range of models available allows to optimize and rationalize the working spaces, satisfying any work need with simplicity and ergonomic.

**Our sales department is at your disposal to
provide information and solutions.**

www.ecodora.com

Technical Characteristics

The connection to the system is from the ceiling.



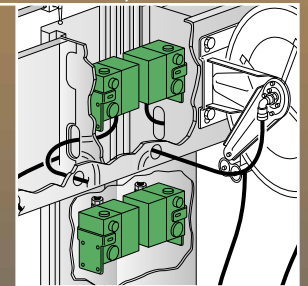
Universal holes to fix hose reels (see quantities and models in the table on the inside pages).

Universal holes to fix modular drip trays (not available for the stainless steel version).

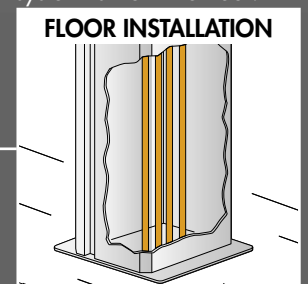
Solid steel structure in anti-scratch painted steel. Some models have lateral holes to attach SERIES 250, 260, 280 and 300 swivelling hose reels.

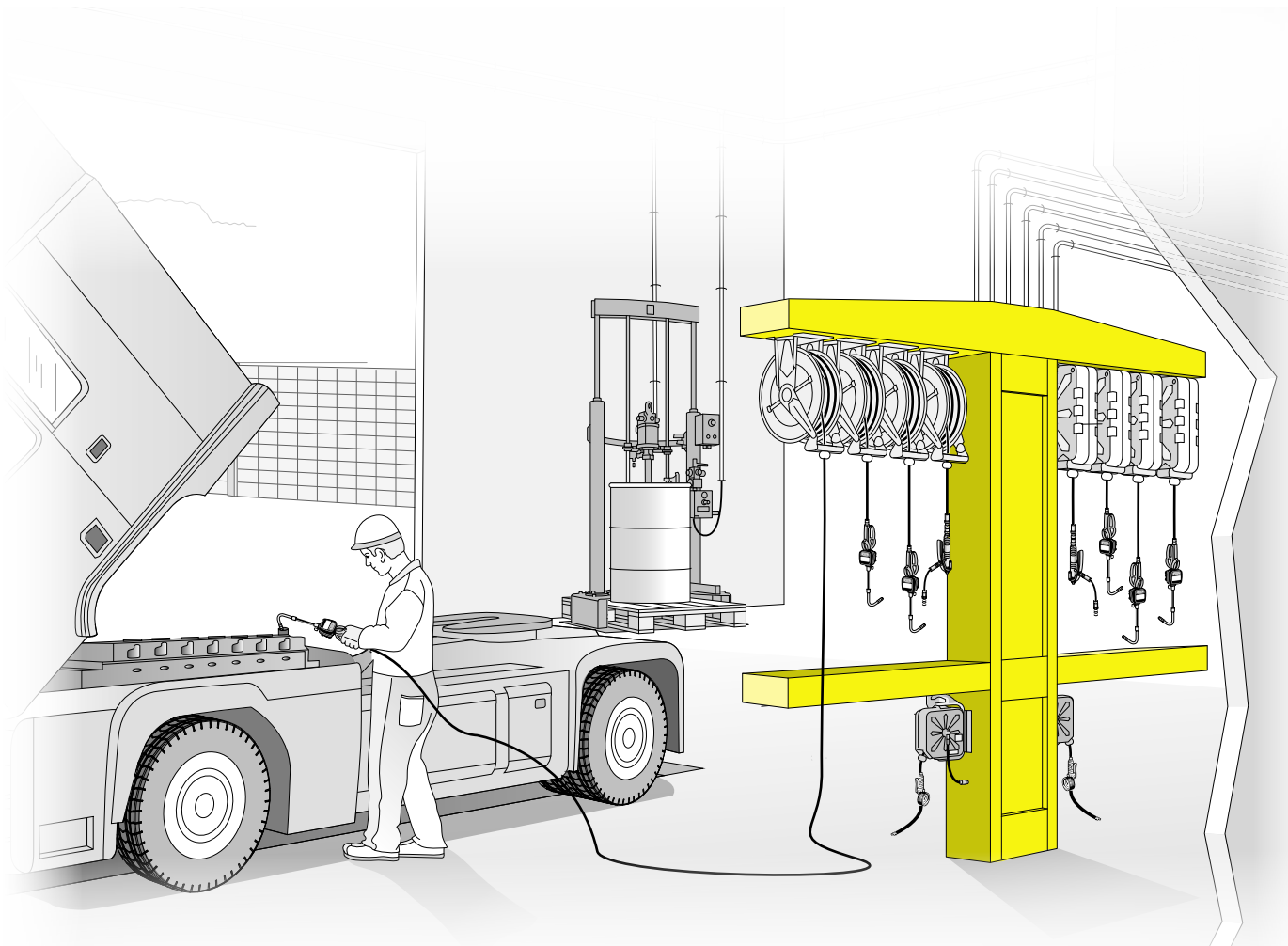
Anchoring base to the floor.

Internal preparation to mount pulser mono-valve and bi-valve for operation with FCS system.



The connection to the system is from the floor.






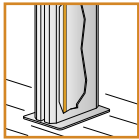
FRONTAL SERVICE COLUMNS in PAINTED steel

Frontal service columns.

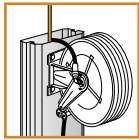
Made of anti-scratch painted steel, they are installable on walls or like a free standing station. Available also in suction version, these columns are designed to arrange 1 fixed hose reel.



Floor installation

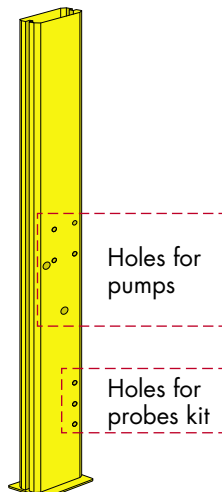


Ceiling installation



COLUMN FOR SUCTION

Look at the example on the left.



P/N OE39320	P/N OE39321
Max number of fixed hose reels that can be installed: 1	Max number of fixed hose reels that can be installed: 1
Suction pump: 1	-
N° 1 0,26 m³ 42 kg	N° 1 0,26 m³ 42 kg

MAX NUMBER OF FIXED HOSE REELS FOR SERIES						
Series	290	330	390	430	450	530
P/N OE39320	1	1	1	1	1	1
P/N OE39321	1	1	1	1	1	1

ACCESSORIES

P/N OE88630
Modular drip-tray equipped with hook for oil gun and removable drip-tray.



P/N OE33590
Wall bracket in painted steel for diaphragm pumps 1/2" and 3/4" (for P/N OE39320).



P/N OE45570
Wall-mounted probe kit (for P/N OE39320).



P/N OE45560
Standard probes series (for P/N OE39320).

P/N OE33115
Steel brackets to fix the suction pumps s. 600 and s. 650. (for P/N OE39320).



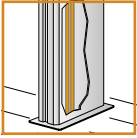
FRONTAL SERVICE COLUMNS in PAINTED steel

Frontal service columns.

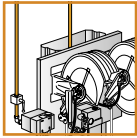
Made of anti-scratch painted steel, they are installable on walls or like a free standing station. These columns are designed to arrange up to 3 fixed hose reels.



Floor installation



Ceiling installation



P/N OE39322	P/N OE39323
Max number of fixed hose reels that can be installed: 2	Max number of fixed hose reels that can be installed: 3
N° 1 0,26 m ³ 50,9 kg	N° 1 0,26 m ³ 56 kg

MAX NUMBER OF FIXED HOSE REELS FOR SERIES						
Series	290	330	390	430	450	530
P/N OE39322	2	2	2	2	2	2
P/N OE39323	3	3	3	3	3	3

ACCESSORIES

P/N OE88630
Modular
drip-tray
equipped with
hook for oil gun
and removable
drip-tray.



FRONTAL SERVICE COLUMNS

in PAINTED steel


Frontal service columns.

Made of anti-scratch painted steel, they are installable on walls or like a free standing station connected to the centralized distribution system to work as independent operational stations. These columns are designed to arrange up to 9 hose reels.

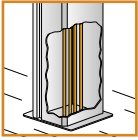
Pre drilled holes for swivelling hose reels

Pre drilled holes for fixed hose reels

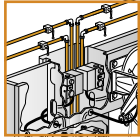
Pre drilled holes for swivelling hose reels



Floor installation



Ceiling installation



P/N OE39334	P/N OE39335
Max number of fixed hose reels that can be installed: 4	Max number of fixed hose reels that can be installed: 5
Max number of swivelling hose reels that can be installed: 4	Max number of swivelling hose reels that can be installed: 4
N° 1 0,46 m ³ 84,5 kg	N° 1 0,46 m ³ 91 kg

MAX NUMBER OF HOSE REELS FOR SERIES

Series	SWIVELLING				FIXED					
	250	260	280	300	290	330	390	430	450	530
P/N OE39334	4	4	4	4	4	4	4	4	4	4
P/N OE39335	4	4	4	4	5	5	5	5	5	5

ACCESSORIES

P/N OE88630

Modular drip-tray equipped with hook for oil gun and removable drip-tray.



FRONTAL SERVICE COLUMNS

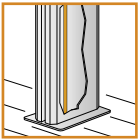
in AISI 304 - 316 STAINLESS steel

Front service columns.

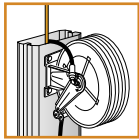
Made of AISI 304 or AISI 316 stainless steel, they are suitable to be used in the most aggressive work environments. These columns are designed to arrange up to 2 fixed hose reels and are the ideal solution for the cleaning sector.



Floor installation



Ceiling installation



P/N OE39432	P/N OE39421	P/N OE39422
Max number of fixed hose reels that can be installed: 1	Max number of fixed hose reels that can be installed: 1	Max number of fixed hose reels that can be installed: 2
AISI 316 stainless steel	AISI 304 stainless steel	AISI 304 stainless steel
N° 1 0,10 m ³ 27,2 kg	N° 1 0,14 m ³ 37 kg	N° 1 0,26 m ³ 44 kg

MAX NUMBER OF FIXED HOSE REELS FOR SERIES						
Series	290	330	390	430	450	530
P/N OE39421	1	1	1	1	1	1
P/N OE39422	1	1	1	1	1	1
P/N OE39432	1	1	1	1	1	1

ACCESSORIES

P/N OE843006

Swivelling support in AISI 304 stainless steel for series 430.

It allows to rotate left and right for 55°.

P/N OE853006

Swivelling support in AISI 304 stainless steel for series 530.

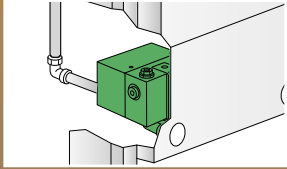
It allows to rotate left and right for 55°.



Technical Characteristics

Universal holes to install the hose reels (see quantities and models in the table on the inside pages).

Internal arrangement for mounting pulser mono-valve and bi-valve for operation with FCS system.

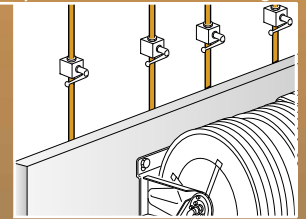


Easy hose-holder hook for dispensing guns (not available on P/N OE39351 and OE39352, where, instead, you can apply a modular tray and/or a suction pump).

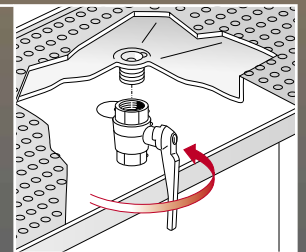
Solid steel structure in anti-scratch painted steel.

Anchoring base to the floor.

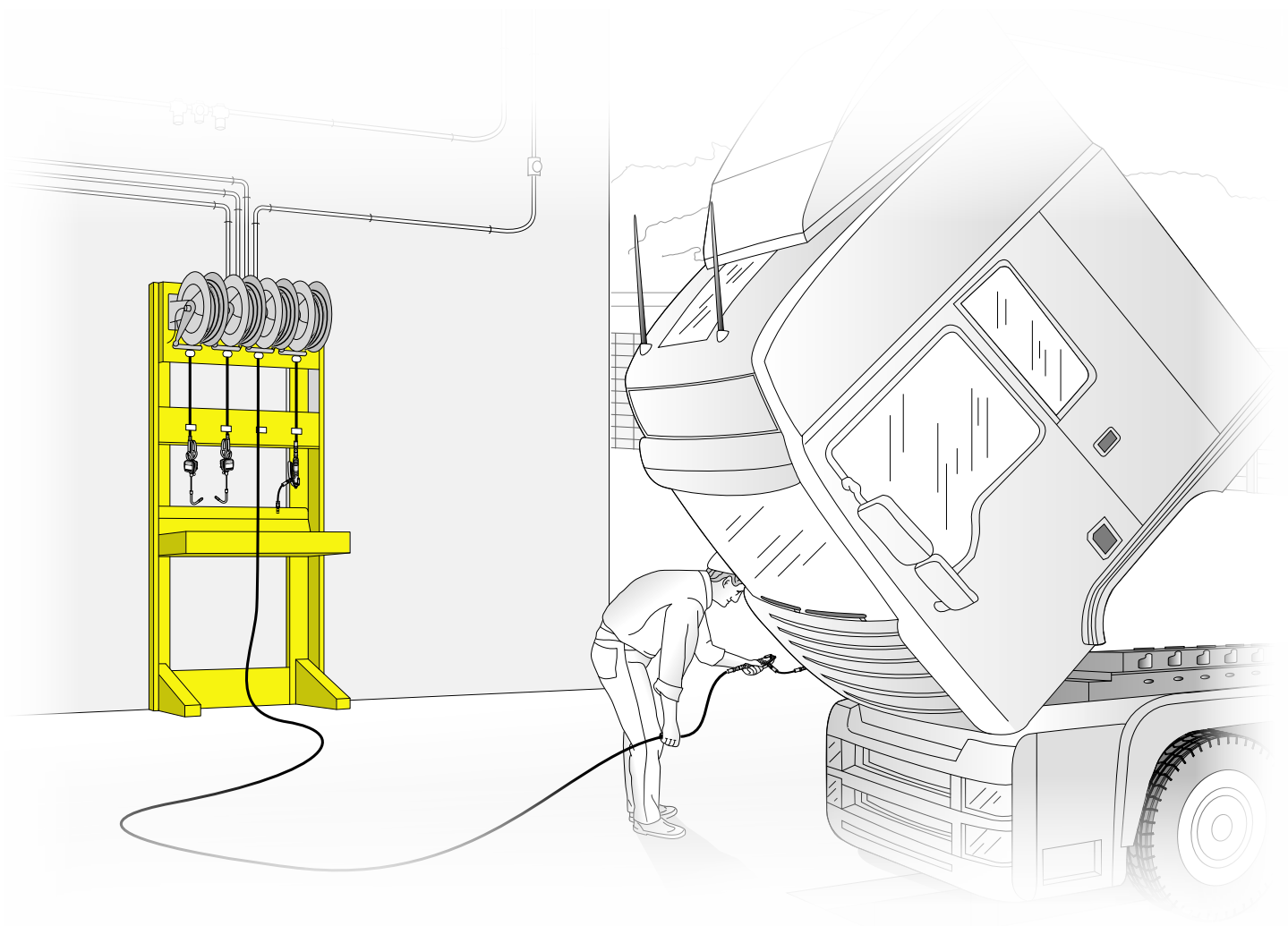
The connection to the system is from the ceiling.



Drip tank. The emptying can be done by mounting the ball tap, that has to be ordered separately. Articles OE39351 and OE39352 provide a containment tank for 1 or 2 drums.



Removable grill.



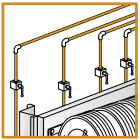
FRONTAL SERVICE COLUMNS in PAINTED steel - WITH COLLECTION TANK

Front service columns with collection tank.

Made of anti-scratch painted steel, they are installable on walls or like a free standing station connected to the centralized distribution system to work as independent operational stations. They have an easy drip-tray to recover any oil or fluids leaks, ensuring the cleaning of the floor. These columns are designed to arrange up to 6 fixed hose reels.



Ceiling installation



P/N OE39304	P/N OE39307
Max number of fixed hose reels that can be installed: 4	Max number of fixed hose reels that can be installed: 6
N° 1 0,52 m ³ 136 kg	N° 1 0,65 m ³ 168 kg

MAX NUMBER OF FIXED HOSE REELS FOR SERIES						
Series	290	330	390	430	450	530
P/N OE39304	4	4	4	4	4	4
P/N OE39307	6	6	6	6	6	6

ACCESSORIES

P/N OE38209


Ball valve
M 1/2" G x F 1/2" G
for emptying the drip-tank
(mounting instructions
at page 12).




FRONTAL SERVICE COLUMNS in PAINTED steel - WITH CONTAINMENT TANK

Front service columns with collection tank.

Made of anti-scratch painted steel, they are installable on walls or like a free standing station connected to the centralized distribution system to work as independent operational stations. They have a sturdy containment tank to load 1 or 2 tanks up to 180 - 220 kg. These columns are designed to arrange up to 3 fixed hose reels.



Ceiling installation



P/N OE39351	P/N OE39352
Max number of fixed hose reels that can be installed: 2	Max number of fixed hose reels that can be installed: 3
Max number of drums that can be loaded: 1	Max number of drums that can be loaded: 2
N° 2 1,08 m ³ 161 kg	N° 2 1,12 m ³ 184 kg

MAX NUMBER OF FIXED HOSE REELS FOR SERIES						
Series	290	330	390	430	450	530
P/N OE39351	2	2	2	2	2	2
P/N OE39352	3	3	3	3	3	3

ACCESSORIES

P/N OE88630

Modular drip-tray equipped with hook for oil gun and removable drip-tray.



Wall steel brackets

to mount suction pumps s. 600 and 650 (P/N OE33115) and to transfer and dispense pumps s. 500, 600 and 650 (P/N OE38043 and 38047).



P/N OE45570

Wall-mounted probe kit.



P/N OE45560

Standard probes series.

P/N OE39901

Containment tank 1 drum
180 - 220 kg (capacity 215 l).

N° 1 0,52 m³ 63 kg

P/N OE39902

Containment tank 2 drums
180 - 220 kg (capacity 270 l).

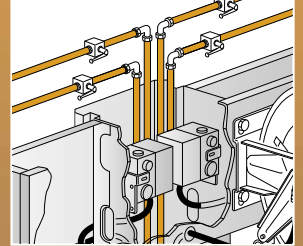
N° 1 0,67 m³ 82,5 kg



Technical Characteristics

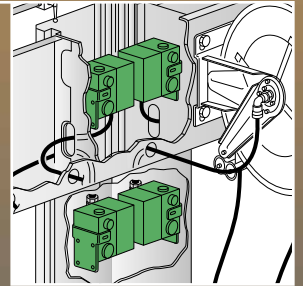
The connection to the system is from the ceiling.

CEILING INSTALLATION



Universal holes to fix hose reels at both sides of the column (see quantities and models in the table on the inside pages).

Internal preparation to mount pulser mono-valve and bi-valve for operation with FCS system.

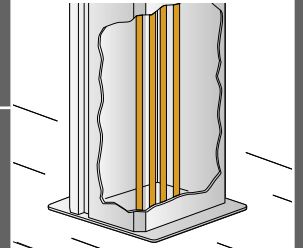


Universal holes to fix modular drip trays in both sides of the column.

Solid steel structure in anti-scratch painted steel. Some models have lateral holes to attach series 250, 260, 280 and 300 swivelling hose reels.

The connection to the system is from the floor.

FLOOR INSTALLATION



Anchoring base to the floor.

BILATERAL SERVICE COLUMNS


in PAINTED steel

Bilateral service columns. Made of anti-scratch painted steel, they are installable on walls or like a free standing station connected to the centralized distribution system to work as independent operational stations. These columns are designed to arrange up to 14 hose reels.

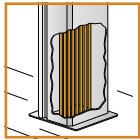
Pre drilled holes for swivelling hose reels

Pre drilled holes for fixed hose reels

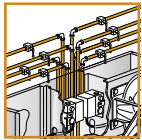
Pre drilled holes for swivelling hose reels



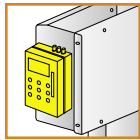
Floor installation



Ceiling installation



FCS keyboard installable to the side of the smaller beam



P/N OE39336	P/N OE39338	P/N OE39340
Max number of fixed hose reels that can be installed: 6 (3+3)	Max number of fixed hose reels that can be installed: 8 (4+4)	Max number of fixed hose reels that can be installed: 10 (5+5)
Max number of swivelling hose reels that can be installed: 4	Max number of swivelling hose reels that can be installed: 4	Max number of swivelling hose reels that can be installed: 4
N° 1 0,46 m ³ 86 kg	N° 1 0,46 m ³ 94 kg	N° 1 0,46 m ³ 101 kg

Series	MAX NUMBER OF HOSE REELS FOR SERIES									
	SWIVELLING				FIXED					
	250	260	280	300	290	330	390	430	450	530
P/N OE39336	4	4	4	4	6	6	6	6	6	6
P/N OE39338	4	4	4	4	8	8	8	8	8	8
P/N OE39340	4	4	4	4	10	10	10	10	10	10

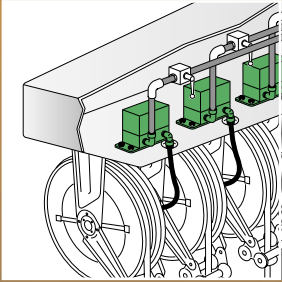
ACCESSORIES

P/N OE88630
Modular drip-tray
 equipped with hook for oil gun and removable drip-tray.



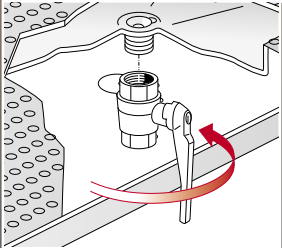
Technical Characteristics

Internal arrangement to mount pulser mono-valve and bi-valve for operation with FCS system.




Universal holes to install hose reels (see quantities and models in the table on the inside pages).

Drip tank. The emptying can be done by mounting the ball tap, that has to be ordered separately.

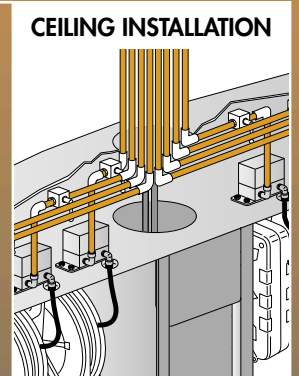


Solid steel structure in anti-scratch painted steel. Some models have lateral holes steel to attach series 250, 260, 280 and 300 swivelling hose reels.

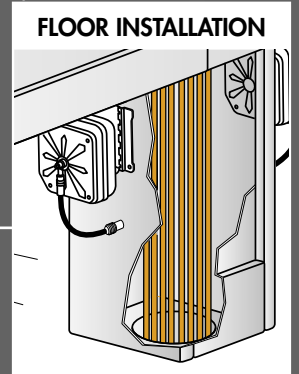
Anchoring base to the floor.

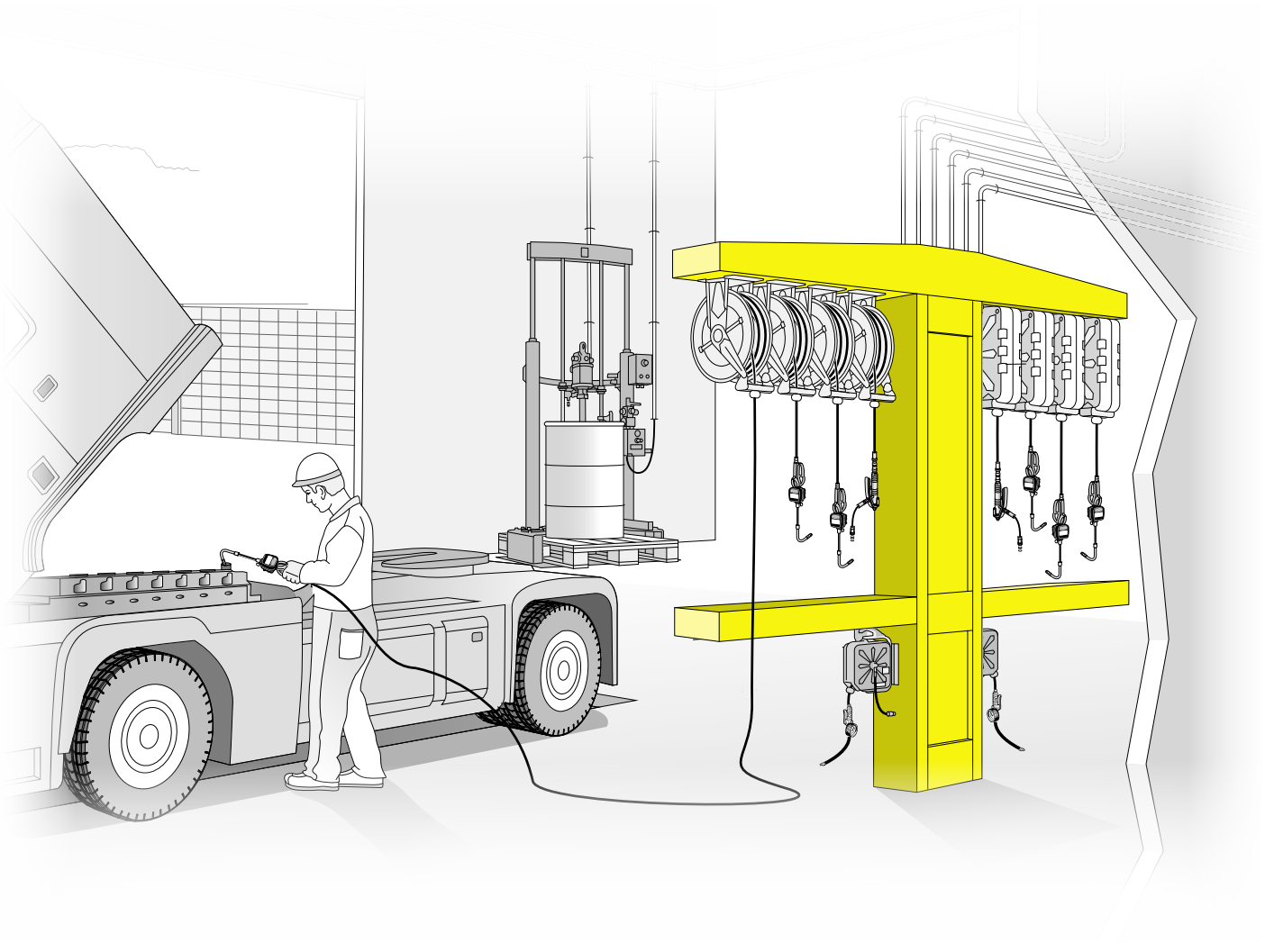


The connection to the system is from the ceiling.



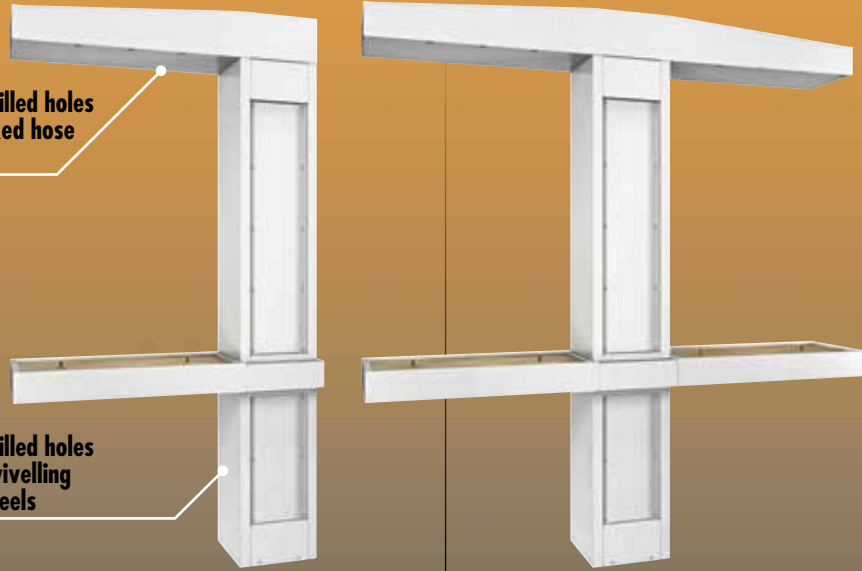
The connection to the system is from the floor.



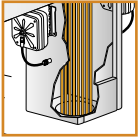


BILATERAL SERVICE COLUMNS in PAINTED steel - WITH COLLECTION TANK


Service columns with collection tank.
Made of anti-scratch painted steel, they are installable on walls or like a free standing station connected to the centralized distribution system to work as independent operational stations. They have an easy drip-tray to recover any oil or fluids leaks, ensuring the cleaning of the floor. These columns are designed to arrange up to 10 hose reels.



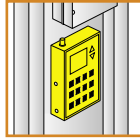
Floor installation



Ceiling installation



FCS keyboard installable from the front



P/N OE39324	P/N OE39328
Max number of fixed hose reels that can be installed: 4	Max number of fixed hose reels that can be installed: 8
Max number of swivelling hose reels that can be installed: 2	Max number of swivelling hose reels that can be installed: 2
N° 1 1,04 m ³ 228 kg	N° 1 1,04 m ³ 285 kg

Series	MAX NUMBER OF HOSE REELS FOR SERIES									
	SWIVELLING					FIXED				
	250	260	280	300	290	330	390	430	450	530
P/N OE39324	2	2	2	2	4	4	4	4	4	4
P/N OE39328	2	2	2	2	8	8	8	8	8	8

ACCESSORIES

P/N OE38209
Ball valve
M 1/2" G x F 1/2" G
to empty the drip-tank (mounting instructions at page 18).




BILATERAL SERVICE COLUMNS in PAINTED steel - WITH COLLECTION TANKS

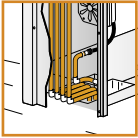
Service columns with collection tanks.
Made of anti-scratch painted steel, they are installable on walls or like a free standing station connected to the centralized distribution system to work as independent operational stations. They have two easy drip-trays to recover any oil or fluids leaks, ensuring the cleaning of the floor. These columns are designed to arrange up to 8 hose reels.

Pre drilled holes for fixed hose reels


Pre drilled holes for swivelling hose reels



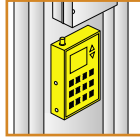
Floor installation



Ceiling installation



FCS keyboard installable laterally



P/N OE39314	P/N OE39317
Max number of fixed hose reels that can be installed: 4	Max number of fixed hose reels that can be installed: 6
Max number of swivelling hose reels that can be installed: 2	Max number of swivelling hose reels that can be installed: 2
N° 1 1,09 m ³ 265 kg	N° 1 1,25 m ³ 308 kg

MAX NUMBER OF HOSE REELS FOR SERIES

Series	SWIVELLING				FIXED					
	250	260	280	300	290	330	390	430	450	530
P/N OE39314	2	2	2	2	4	4	4	4	4	4
P/N OE39317	2	2	2	2	6	6	6	6	6	6

ACCESSORIES

P/N OE38209

Ball valve
M 1/2" G x F 1/2"
G to empty the drip-tank (mounting instructions on page 18).



P/N OE39405

PC holder for service columns.



N° 1 0,02 m³ 3,6 kg

P/N OE39406


Paper holder.
for service columns.



N° 1 0,04 m³ 5,4 kg


P/N OE39407

Basket for service columns.



N° 1 0,04 m³ 3,8 kg

BILATERAL SERVICE COLUMNS



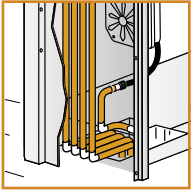
BILATERAL SERVICE COLUMN in PAINTED steel - WITH COLLECTION TANKS

Service column with tanks.


Made of anti-scratch painted steel, it is installable on walls or like a free standing station connected to the centralized distribution system to work as independent operational stations. It has two easy drip-trays to recover any oil or fluids leaks, ensuring the cleaning of the floor. This column is designed to arrange up to 14 hose reels.



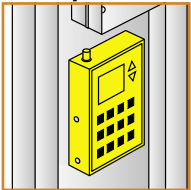
Floor installation



Ceiling installation



FCS keyboard installable laterally

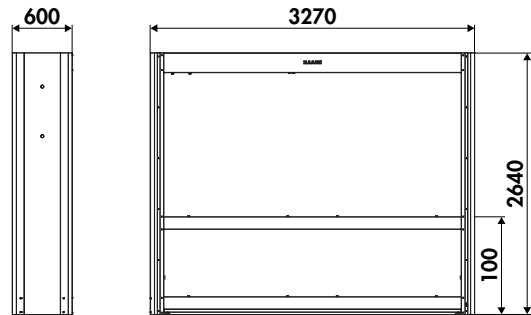


P/N OE39319

Max number of fixed hose reels that can be installed: 12

Max number of swivelling hose reels that can be installed: 2

📦 N° 1 1,6 m³ 🏋️ 436 kg



MAX NUMBER OF HOSE REELS FOR SERIES

Series	SWIVELLING				FIXED					
	250	260	280	300	290	330	390	430	450	530
P/N OE39319	2	2	2	2	12	12	12	12	12	12

ACCESSORIES

P/N OE38209

Ball valve
M 1/2" G x F 1/2" G
to empty the drip-tank (mounting instructions at page 18).



📦 N° 1 0,02 m³ 🏋️ 3,6 kg

P/N OE39405

PC holder for service columns.



P/N OE39406

Paper holder for service columns.



📦 N° 1 0,04 m³ 🏋️ 5,4 kg

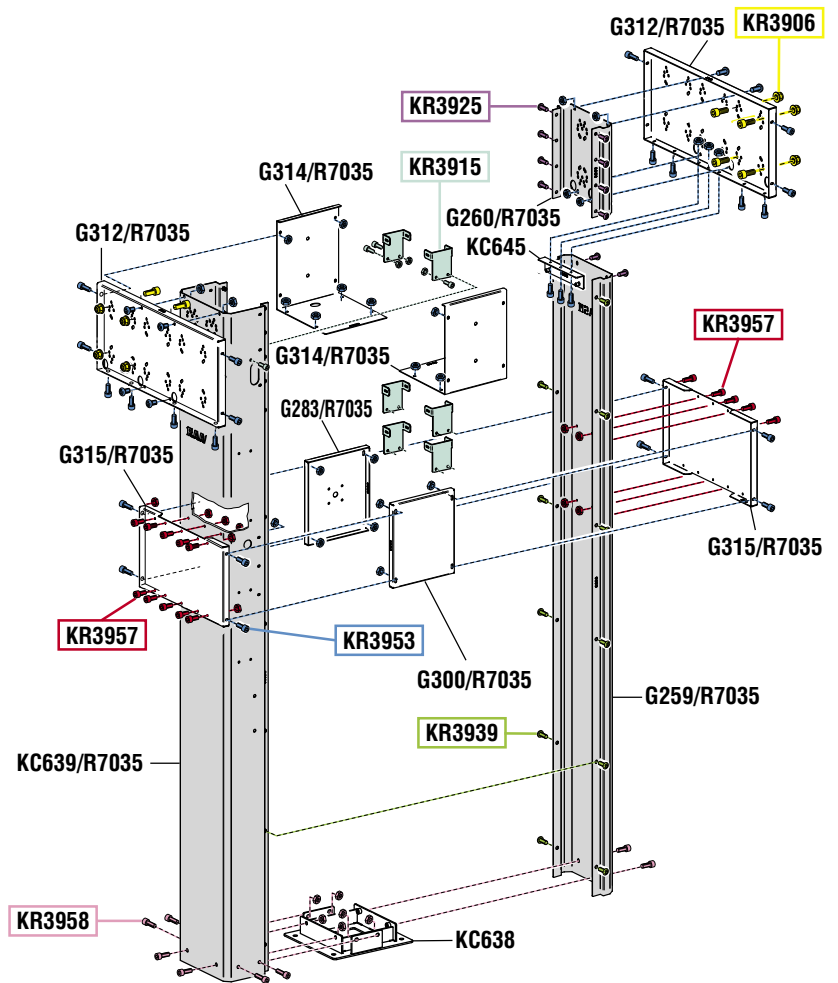

P/N OE39407

Basket for service columns.



📦 N° 1 0,04 m³ 🏋️ 3,8 kg

Safe choices
with original spare parts



...for a fast and efficient
spare parts service

info@ecodora.com
www.ecodora.com

GENERAL SALES CONDITIONS

The following general sales conditions regulate the sale of goods and services by the company ECODORA S.r.l. for customers residing outside the territory of the Italian State.

Art. 1 GOODS DELIVERY TERMS

The goods are delivered ex works ECODORA S.r.l. The subsequent transport/shipment must occur by, in the name and at the expense of the purchasing customer, even by means of a carrier appointed and designated by the same. All risks arising from loading, subsequent custody and transport are borne entirely by the purchasing customer.

Art. 2 MINIMUM ORDERS

Each order cannot be for less than € 1,500.00, net of fees, taxes, customs duties, discounts and rebates and any other charges not included in the price of the goods. If, at the option of ECODORA S.r.l., orders for lower amounts are accepted, an extra charge of € 155,00 shall be applied for order management administrative expenses.

Art. 3 ACCESSORIES

All the accessories given in the price list (plugs, oil bar taps, oil guns, grease guns, probes, protection caps, clutches, swivelling supports, etc.) are supplied exclusively for fitting to or combining with the items ECODORA S.r.l. produces

Art. 4 COMPLAINTS

Any defects immediately noticed after a brief inspection of the goods (damage, shortages or different product from that ordered) must be notified in writing to our company within 8 (eight) days of receipt of the goods. Any defects in the product noticeable only during its use must be notified in writing to ECODORA S.r.l. within 8 (eight) days of being detected. Any returns of goods must be authorized in advance by ECODORA S.r.l. and freight charges are at the customer's expenses.

Art. 5 DELIVERY TIMES/TERMS

Delivery times and dates are only approximate and are subject to change. Any delays in delivery do not entitle the customer to cancel the order or claim compensation for damages caused by delay of delivery. Delivery times for urgent orders must be agreed directly with ECODORA S.r.l. ECODORA S.r.l. has the right not to carry out the order and/or totally or partially carry it out, without this giving rise to reimbursement or claims for compensation for damage.

Art. 6 PACKS AND PACKAGING

Packaging costs are included in the price, except for special packing, which shall be charged at cost.

Art. 7 PRICES

The current Price list cancels and replaces the previous price list. In the event of changes to our price list and/or individual items, the goods shall be forwarded at the price in force on the day of the order confirmation. The price list and/or the prices of individual items can be changed even without notice, according to the changes in market conditions or technical innovations/modifications made to the product. The prices are understood to be ex works ECODORA S.r.l.

Art. 8 PAYMENTS

Payments must be made exclusively to ECODORA S.r.l. at the agreed conditions. Under no circumstances will deductions or roundings be accepted. In case of late payment with respect to the agreed conditions, ECODORA S.r.l. reserves the right to charge interest at the current rate, effective from the day after that agreed for payment, plus any additional expenses. Discounts conditional on the payment term and already credited shall be recharged.

Art. 9 WARRANTY

ECODORA S.r.l. provides each product with the communication of particular instructions for the installation, use and maintenance requirements and the need to carry out possible checks on the product. All the technical information and data mentioned in the catalogue and in the price-list in force are not binding and can be changed without prior notice for the purpose of improving the quality of the products. All products manufactured by ECODORA S.r.l. are guaranteed for a period of 5 (five) years from the date of delivery to the first user. The user must keep and show the sales invoice - or an equivalent document - together with the item's serial number in order to make a claim under the ECODORA S.r.l. guarantee. The 5 (five) year guarantee does not apply to components which are subject to normal wear and tear (such as gaskets, diaphragms, O-rings, hoses, etc.), electronic components and items that are sold but not manufactured by ECODORA S.r.l. (marked with a red asterisk in the current product catalogue) which are guaranteed for 1 (one) year from the date of delivery to the first user.

1 (one) year warranty is valid also for the following products:

- digital litre counters and FCS system;
- cable reels;
- electric, pneumatic or hydraulic motor supplied with our industrial hose reels s. 600 and 700.

Incorrect installation, use or maintenance of the product shall void the warranty. Upon written notice, the articles must be returned free to our Factory for checking and acceptance. In any case, the guarantee expires in the 10th year from the date of manufacture (indicated by the serial number), if the stated expiry takes place before the expiration terms indicated above (1 or 5 years from delivery to the first user).

Art. 10 RESPONSIBILITY

ECODORA S.r.l. is exempt from any responsibility and liability for accidents that may occur to persons and property, as a result of or during the use of the equipment, due to or depending on the same whenever the products have been damaged during transport, tampered with or modified, or improperly used, or stored, installed, protected and preserved without complying with the instructions of ECODORA S.r.l. as given in the installation, use and maintenance instruction manuals for each product. ECODORA S.r.l. is liable for the value for the supplied product and cannot be held responsible in any way for other possible costs or additional costs that the customer may bear.

The Intellectual Property rights to the trademark ECODORA are exclusive and all rights to its use and reproduction are reserved.

The ECODORA trademark is a protected trademark at an international level. No part of the ECODORA trademark and its logo may be utilized, copied and/or used in any form, time and space, even by means of improper alterations.

The Intellectual Property rights on the images published in this catalogue are owned exclusively by ECODORA S.r.l. and any unauthorized reproduction is prohibited.

Any use in general of the assets protected by the Intellectual Property rights of the trademark ECODORA is prohibited and is subject to the prior written permission of ECODORA S.r.l.

FOR FOREIGN MARKETS

Art. 11 CONFIDENTIALITY

Information not in the public domain that is exchanged in the execution of the contract is subject to the obligation of confidentiality, secrecy and security; said information is covered as an industrial secret and is of a confidential and reserved nature and may not be disseminated to third parties; its use is permitted exclusively and strictly to execute the supply contract.

Art. 12 INTELLECTUAL PROPERTY RIGHTS

The ECODORA trademark, and likewise the name ECODORA, ECODORA S.r.l., the logo and the other distinctive signs are internationally registered trademarks, and ECODORA S.r.l. does not authorise their use and application under any circumstances. Without prior written consent from ECODORA S.r.l., the content of catalogues, price lists, instruction manuals and similar, including content on the website may not be reproduced, either entirely or partially, nor may it be transferred by electronic or traditional means, nor may it be modified or utilised by any means and for any purpose. All rights are held by ECODORA S.r.l. The customer acknowledges that ECODORA S.r.l. holds exclusive ownership of all the parts, images, photographs and signs not in common usage, the content in the catalogues, price lists, instruction manuals and similar and/or present on the website www.ecodora.com and/or other channels and/or social networks used by ECODORA S.r.l. for their informational and marketing campaigns pursuant to Copyright Law and the Industrial Property Code.

Art. 13 INFORMATION ON THE PROCESSING OF DATA PURSUANT TO ITALIAN LEGISLATIVE DECREE 196/2003

In accordance with article 13 of Italian Legislative Decree 196/2003 - Personal Data Protection Code - you are hereby advised that the processing of the personal data, provided with the purchase of goods or services and/or the supply of goods or services is solely for the purposes of carrying out the contract-based obligations and to comply with the specific requests from customers/ suppliers, as well as adhering to legislative obligations, in particular accounting and tax obligations or to respect orders issued by public authorities or to exercise a right in court.

The data shall also be used for commercial statistics for corporate use and to obtain commercial information on our products and services if expressly authorised by the applicant. The processing of data shall be done using hard-copy and computerised procedures, in the manner and within the limits necessary to achieve the aforementioned purposes. Data may be communicated and processed by other companies in the Group for the same specified purposes, and may be made known to employees of our company, consultants and other suppliers, always and exclusively within the limits of the aforementioned purposes.

The provision of data is mandatory for the correct execution of the contract and pre-contract based obligations, and failure to do so could result in it being impossible to fully comply with contractual obligations, and make it impossible to provide updates on the new products and services offered by our company. Data shall be processed for the duration of the contract relationship in place and subsequently to fulfil any legal formalities.

Art. 14 RIGHTS OF DATA SUBJECTS

The information is aimed at defining the limits and methods for the processing of data, based on which individual customers and/or suppliers may freely authorise the collection and subsequent use of data. Data subjects are entitled to the rights pursuant to article 7 of the aforementioned Code and in particular, the right to access their personal data, ask for the amendment, update and cancellation thereof, if incomplete, incorrect or collected in violation of the law, and may object to the processing for legitimate reasons, addressing requests in this regard to ECODORA S.r.l.

Pursuant to the same article the data subject also has the right to request the complete and updated list of the Data Supervisors, and to ask for the cancellation, transformation into anonymous form or blocking of data processed in violation of the law, and to oppose in any case, for legitimate reasons, the processing thereof. To exercise these rights, and in the case of problems or any requests for clarification regarding what has been explained herein, kindly address these to the following email address: info@ecodora.com.

Art. 15 DATA CONTROLLER

The Data Controller is ECODORA S.r.l. with registered office at Via Marangoni 33, Cassola (VI) – Italy, and this is where the data processing shall take place.

Art. 16 COMPETENT LAW COURT

Any disputes shall be settled by the Law Court of Vicenza, Italy.



The manufacturer declines any responsibility for possible inaccuracies contained in this catalogue, due to printing or transcription errors.

The manufacturer reserves the right to make any changes or improvements of a functional, technical or aesthetic nature without prior notice.



All rights reserved by ECODORA S.r.l.



Company with an
ISO 9001:2015 certified
quality management system



ECODORA S.r.l.
Vicenza - Italy
Tel. +39 0424 570891
Fax +39 0424 571354
www.ecodora.com
info@ecodora.com

CE Made in Italy



WECCS-GB
rev. 00